





FRIDGE NOTES: Target Areas for Portfolio Collections

Target Area	What can you collect?	What can you say?
<p>Self-care</p> 	<p>Samples of the things your child can do independently, i.e. tying shoes, making a snack, chores, etc.</p> <p>For example, take a picture of your child tying her shoelaces or make a paper shoe with a real shoelace for your child to tie.</p>	<p>_____ can tie his shoes.</p> <p>Write a sentence or two about what the sample or photo shows.</p>
<p>Language</p> 	<p>Collect samples of your child reading, writing, listening, speaking, viewing.</p> <p>Keep a list of the letters your child knows, the books you have read, environmental print your child recognizes, drawings and other forms of writing, etc.</p>	<p>Write a sentence or two that tells why you included the sample:</p> <p>_____ is left-handed except when she uses scissors.</p> <p>This says: "Mommy".</p>
<p>Problem Solving</p> 	<p>Provide examples of your child's ability to figure something out on their own. These can be times they figured out something in a computer game or how to work a gadget or even found a way around an obstacle or rule.</p>	<p>_____ took a photo with my cell phone.</p>
<p>Social Skills</p> 	<p>Photos are especially good for showing friendships, i.e. your child helping you or another child, your child participating in activities or celebrations with others, etc. Instead of taking photos, you can have your child draw pictures.</p>	<p>_____ and _____ are special friends. They like to play Lego.</p> <p>_____ and his brother camping in the backyard.</p>